















SHARE Early Head Start Calendar – Infants March 16 – April 3, 2020 Parent-Child Home Activities

Find games, songs, and fingerplays online.

Monday, March 16 th	Tuesday, March 17 th	Wednesday, March 18 th	Thursday, March 19 th	Friday, March 20 th
<p>Cuddle and Talk with you baby during feedings, diapering changing, and throughout the day. Use descriptive words as you talk and make eye contact.</p> 	<p>Read a book with your baby, point to and describe pictures.</p> 	<p>Fun and games, play Peek-a-boo and other fun games.</p> 	<p>Sing Baby Shark, and make eye contact with your baby.</p> 	<p>Look and describe, look in a mirror with your baby and describe facial and body parts.</p> 
<p>Monday, March 23rd</p> <p>Tummy Time: Place a favorite toy slightly out of reach to encourage strong muscle development.</p> 	<p>Tuesday, March 24th</p> <p>Watch to see if your baby responds to the sound of your voice. Walk out of eyesight of your baby and say their name and watch to see if they turn to track your voice.</p> 	<p>Wednesday, March 25th</p> <p>Fingerplay: Itsy Bitsy Spider-Do the hand movements as you sing the fingerplay. Talk and describe the movements.</p> 	<p>Thursday, March 26th</p> <p>Look out the window and describe what you see. Identify and point to interesting items in the environment. “I see you looking at the brown dog.”</p> 	<p>Friday, March 27th</p> <p>Have a conversation with your baby. Provide time for your baby to respond with coos and babbles.</p> 
<p>Monday, March 30th</p> <p>Encourage grasping and holding skills. During feeding, gently mold your baby’s hand around a bottle or during playtime around a favorite toy.</p> 	<p>Tuesday, March 31st</p> <p>Fun with feet: Do, This little piggy with your baby’s toes. Watch their response and follow your baby’s cues. Make eye contact and have fun!</p> 	<p>Wednesday, April 1st</p> <p>Soothing Touch: Gently massage your baby’s hands and arms. Describe what you are doing and how it feels.</p> 	<p>Thursday, April 2nd</p> <p>Silly Faces: Make silly faces and allow time for your baby to react. Do they smile? Describe and talk about what you are doing. “I see you like it when I smile.”</p> 	<p>Friday, April 3rd</p> <p>Family Photos: Look at family photos and talk about family members and friends. Babies love to look at different faces.</p> 