







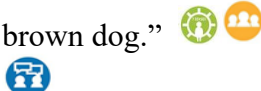




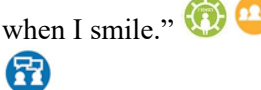


SHARE Early Head Start Calendar –Toddlers March 16 – April 3, 2020 Parent-Child Home Activities

Find games, songs, and fingerplays online.

Monday, March 16 th	Tuesday, March 17 th	Wednesday, March 18 th	Thursday, March 19 th	Friday, March 20 th
<p>Cuddle and Talk with your toddler during meals, diapering/toileting, and throughout the day. Use descriptive words as you talk and make eye contact.</p> 	<p>Read a book with your toddler, let them hold the book and learn how to turn pages.</p> 	<p>Fun and games, play Peek-a-boo and other fun games.</p> 	<p>Sing Baby Shark, and make eye contact with your toddler. Do the hand motions and have fun!</p> 	<p>Look and describe, look in a mirror with your toddler and describe facial and body parts. See if they can repeat the words.</p> 
<p>Monday, March 23rd</p> <p>Floor play: Roll a ball or favorite toy back and forth to encourage strong muscle development.</p> 	<p>Tuesday, March 24th</p> <p>Make animal sounds or play them on your phone/computer, and see if your child can imitate the sounds, and name the animal.</p> 	<p>Wednesday, March 25th</p> <p>Fingerplay: Itsy Bitsy Spider-Do the hand movements as you sing the fingerplay. Talk and describe the movements.</p> 	<p>Thursday, March 26th</p> <p>Look out the window and describe what you see. Identify and point to interesting items in the environment. “I see you looking at the brown dog.”</p> 	<p>Friday, March 27th</p> <p>Have a conversation with your toddler. Provide time for your toddler to respond with gestures or words.</p> 
<p>Monday, March 30th</p> <p>Encourage grasping and holding skills. Sit and play with your toddler and let them scribble/write with pencils/crayons and paper. Talk about what they draw and encourage their writing skills!</p> 	<p>Tuesday, March 31st</p> <p>Fun with feet: Do, This little piggy with your toddler’s toes. Watch their response and follow your toddler’s cues. Make eye contact and have fun!</p> 	<p>Wednesday, April 1st</p> <p>Soothing Touch: Gently massage your toddler’s hands and arms. Describe what you are doing and how it feels. Ask your toddler how it feels and let them massage your hand.</p> 	<p>Thursday, April 2nd</p> <p>Silly Faces: Make silly faces and allow time for your toddler to react. Do they smile? Describe and talk about what you are doing. “I see you like it when I smile.”</p> 	<p>Friday, April 3rd</p> <p>Family Photos: Look at family photos and talk about family members and friends. Let them point to and or tell who is in the pictures.</p> 